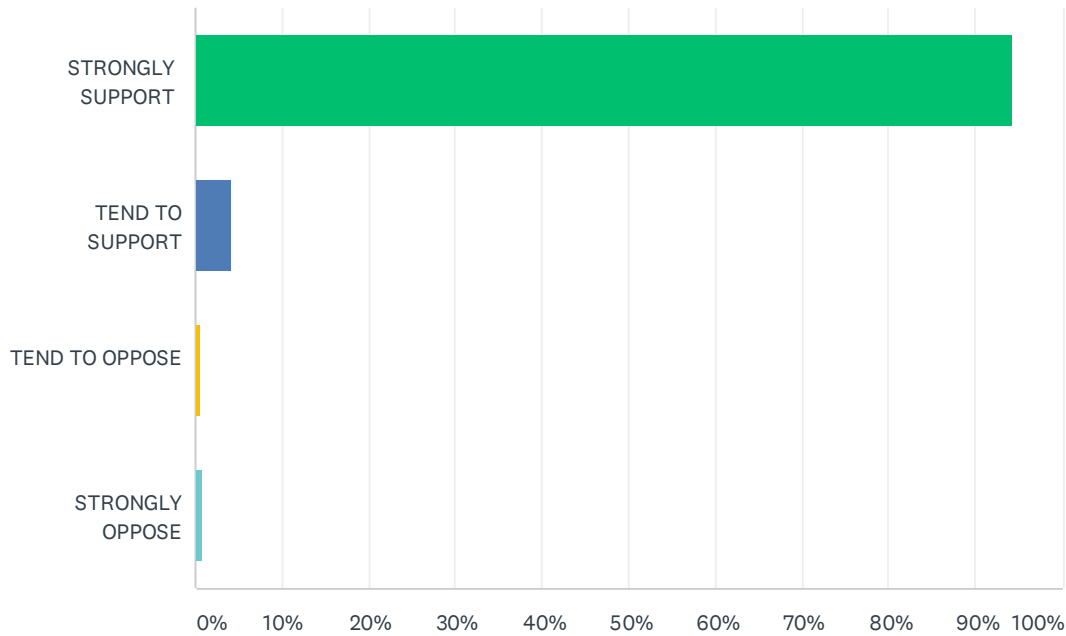


**Q1 To what extent do you support or oppose the transformation of the disused Somerset & Dorset Railway into a well-surfaced, multi-user track, with good disabled access, creating a safe and level link away from cars and farm vehicles between the towns of Wincanton and Bruton for the use of walkers, disabled users, cyclists and horse-riders?  
Please select the answer that applies**

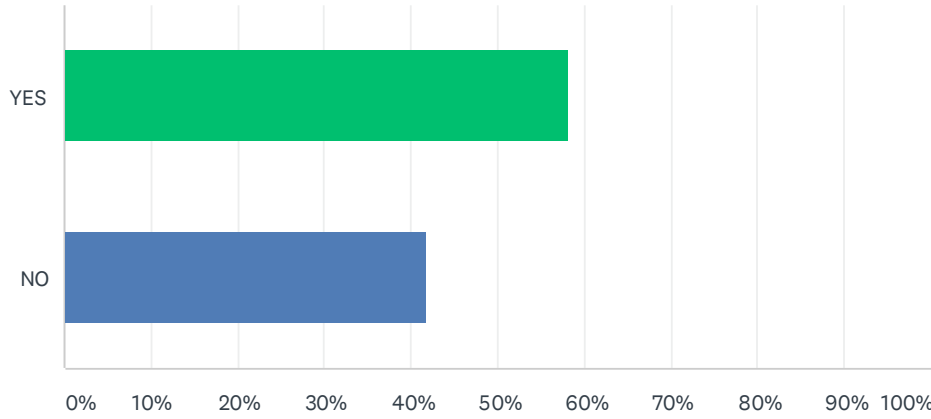
Answered: 494 Skipped: 0



ANSWER CHOICES	RESPONSES	
STRONGLY SUPPORT	94.33%	466
TEND TO SUPPORT	4.25%	21
TEND TO OPPOSE	0.61%	3
STRONGLY OPPOSE	0.81%	4
TOTAL		494

Q2 Is there anyone in your household for whom having a level, even path with good accessibility between Wincanton and Bruton would make a significant difference - such as someone who is elderly, disabled or a parent with a buggy for instance.

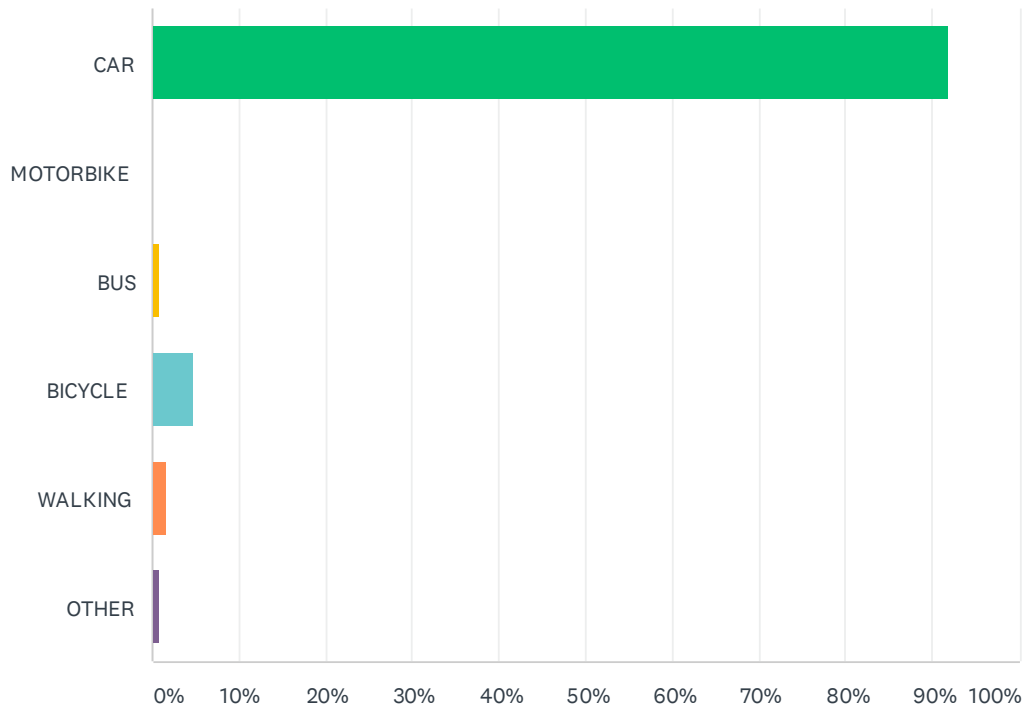
Answered: 485 Skipped: 9



ANSWER CHOICES	RESPONSES	
YES	58.14%	282
NO	41.86%	203
TOTAL		485

### Q3 When you travel between Wincanton and Bruton or to either of those towns from your village, what mode of transport are you currently most likely to use?

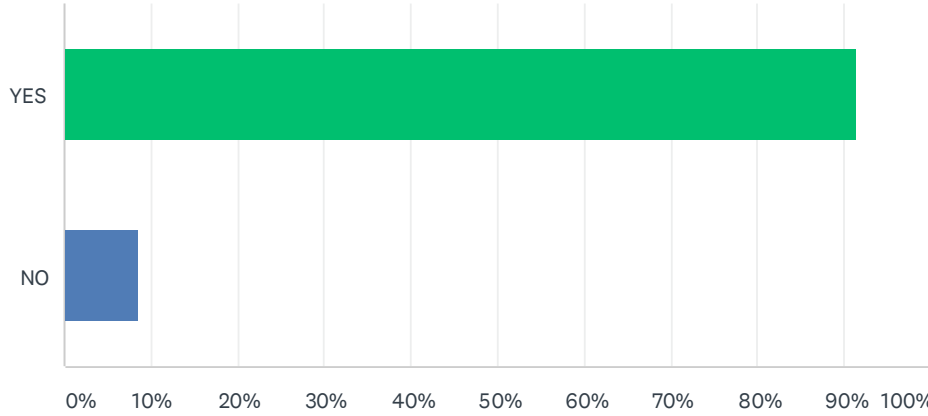
Answered: 480 Skipped: 14



ANSWER CHOICES	RESPONSES	
CAR	91.88%	441
MOTORBIKE	0.00%	0
BUS	0.83%	4
BICYCLE	4.79%	23
WALKING	1.67%	8
OTHER	0.83%	4
TOTAL		480

### Q4 If there were a level off road path connecting Wincanton and Bruton and the villages in between, would you engage in active travel more and use your car less?

Answered: 431 Skipped: 63



ANSWER CHOICES	RESPONSES	
YES	91.42%	394
NO	8.58%	37
TOTAL		431